











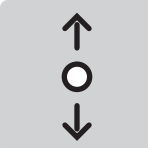
A tale of two suburbs: lessons to be learned

	LONG ISLAND Nassau and Suffolk counties 1,199 sq. miles	NORTHERN VIRGINIA Fairfax and Loudoun counties, Fairfax City and the City of Falls Church 924 sq. miles
Population 	Population size ('05) 2,754,718 Growth ('40-'70) 1,948,927 Growth ('70-'05) 201,688 % over 55 years old 25% % with B.A. or higher 35%	Population size ('05) 1,286,046 Growth ('40-'70) 463,693 Growth ('70-'05) 761,133 % over 55 years old 20% % with B.A. or higher 58%
Economy 	Gross Metropolitan Product ('06) \$131 billion GMP growth ('96-'06) 44% Median household income ('05) \$78,623	Gross Metropolitan Product ('06) \$77 billion GMP growth ('96-'06) 89% Median household income ('05) \$107,746
Schools 	School districts 127 Students 474,382 Students/district (average) 3,735 Student:teacher ratio 13.2:1	School districts 3 Students 206,859 Students/district (average) 68,953 Student:teacher ratio 13.4:1
Fire services 	Fire departments 179 Fire/EMS vehicles 1,148 Cost per square mile \$193,207	Fire departments 4 ¹ Fire/EMS vehicles 201 Cost per square mile \$55,724
Government entities 	Total entities 439 Financial administration 102 Sewers & solid waste mgmt. 93 Highways/Dept of Public Works 110	Total entities 17 Financial administration 13 Sewers & solid waste mgmt. 12 Highways/Dept of Public Works 9
Government spending per capita 	Total spending \$5,562 Public assistance \$345 Highways \$147 Education \$2,650 Police \$400	Total spending \$3,840 Public assistance \$181 Highways \$50 Education \$1,816 Police \$156
Government revenue 	Property taxes 46% State education funding 18% Sales and gross receipts tax 11% Other/miscellaneous 6%	Property taxes 44% State education funding 11% Sales and gross receipts tax 4% Other/miscellaneous 18%

Comparative analysis on the cost of local governments prepared by the Center for Governmental Research, Rochester, NY.

¹ Northern Virginia technically has 21 separate fire departments but for all practical purposes they are centrally managed by four departments.
² Budgeting for these programs. This includes all government entities that budget at least \$10,000 for each function.
³ Spending based on state requirements

What people in the regions are saying

	LONG ISLAND	NORTHERN VIRGINIA
Ties to the region 	Identify very strongly 56% Strong sense of community 78% Length of time lived here: Less than 10 years 19% , Whole life 25% Excellent or great place to live 82%	Identify very strongly 31% Strong sense of community 73% Length of time lived here: Less than 10 years 45% , Whole life 8% Excellent or great place to live 91%
Points of pain 	Difficulty paying mortgage 58% Perception of increased job opportunities in the past year 18% Young people moving away is a serious problem 78% Biggest problem facing the region: Taxes 45% , Traffic 3%	Difficulty paying mortgage 36% Perception of increased job opportunities in the past year 48% Young people moving away is a serious problem 37% Biggest problem facing the region: Taxes 7% , Traffic 44%
% rating these excellent or good 	Local services: Police 75% , Garbage/sanitation 81% , Roads & highways 45% Schools: Teachers 63% , Quality of education 65% Value received: Value back from property taxes for local services 33% , Value back from property taxes for education 47%	Local services: Police 83% , Garbage/sanitation 71% , Roads & highways 55% Schools: Teachers 66% , Quality of education 73% Value received: Value back from property taxes for local services 62% , Value back from property taxes for education 70%
How are things headed in your county? 	Right direction 48% Wrong direction 39%	Right direction 70% Wrong direction 22%

* Long Island Index 2007 Survey results. Survey conducted by Stony Brook University's Center for Survey Research.